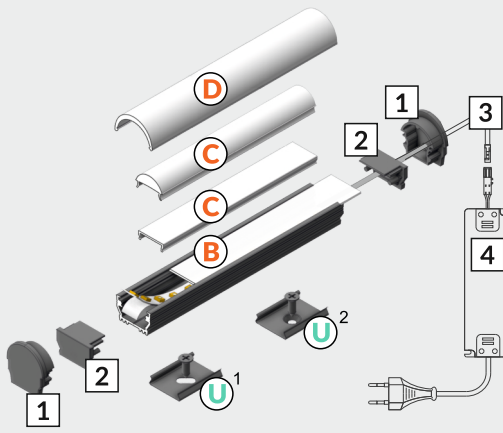
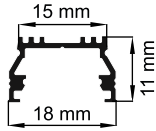


UNI12 BC/UX

SURFACE PROFILE / NAWIERZCHNIOWY



- D** D click cover
klosz D klik
 - B** B slide cover
klosz B wsuwany
 - C** C cover click/lens
klosz C klik/
soczewka
 - U¹** U flexible
mounting plate
uchwyt U sprężysty
 - U²** cone U flexible
mounting
uchwyt U
sprężysty cone
- 1** UNI12 D ending
without/with hole
zaślepka UNI12 D
bez otworu/
z otworem
 - 2** UNI12 ending
without/with hole
zaślepka UNI12
bez otworu/
z otworem
 - 3** power supply
cable
kabel zasilania
 - 4** LED power
supply
zasilacz LED



scissors
nożyczki



pliers
kombinerki



hacksaw
piła



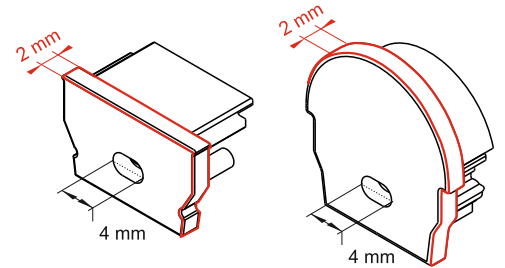
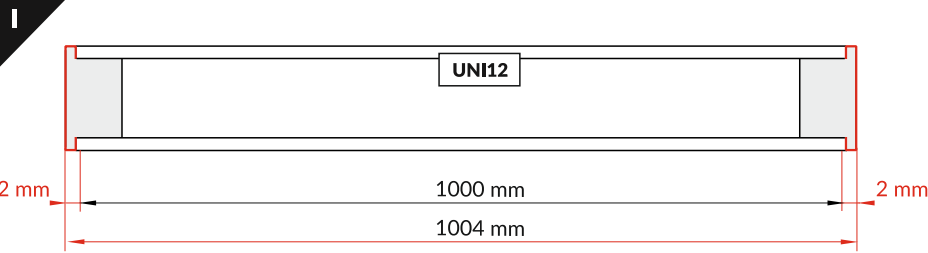
soldering iron
lutownica



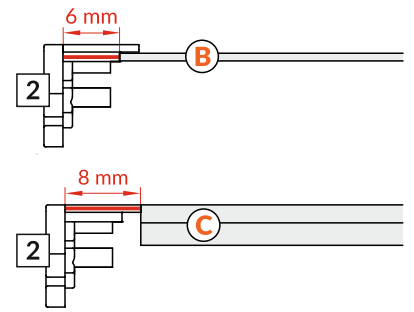
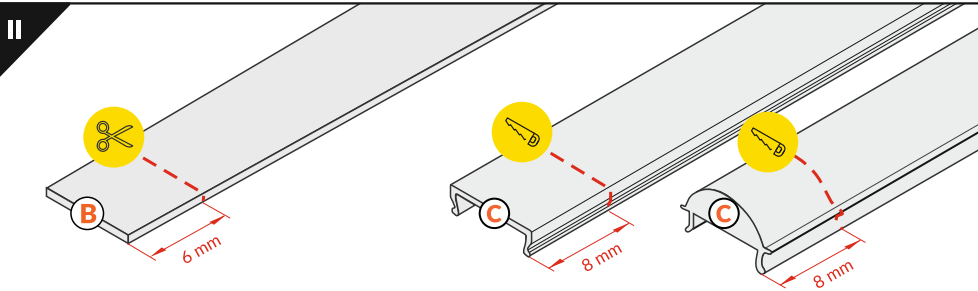
solder
cyna



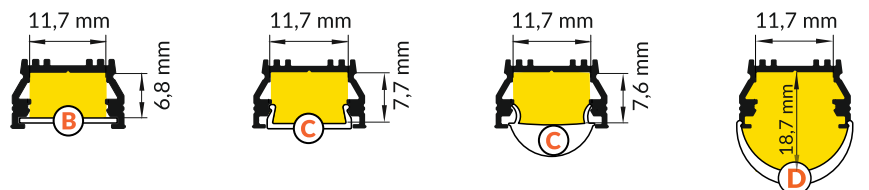
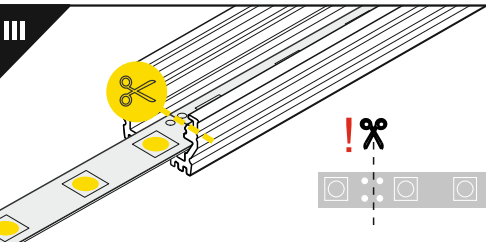
glue
klej



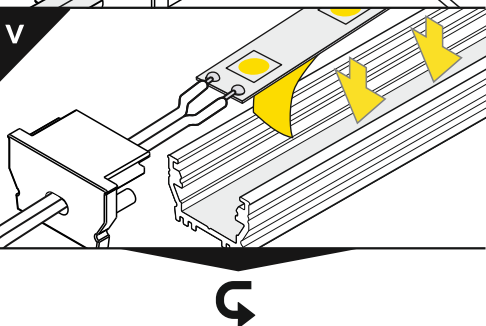
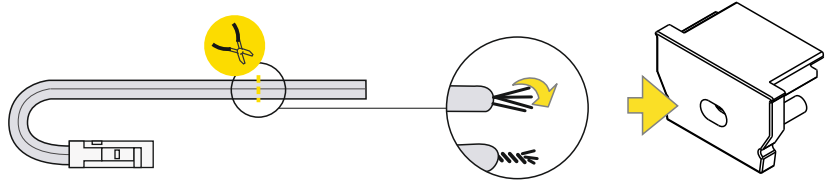
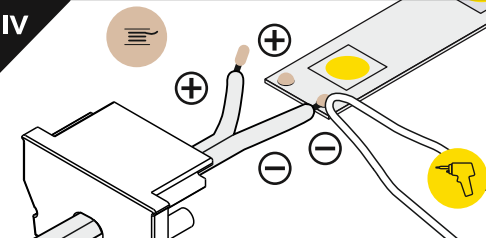
Note! Ending thickness increases the length of the luminaire (+ 2 x 2 mm).
Uwaga! Grubość zaślepki zwiększa długość oprawy (+ 2 x 2 mm).

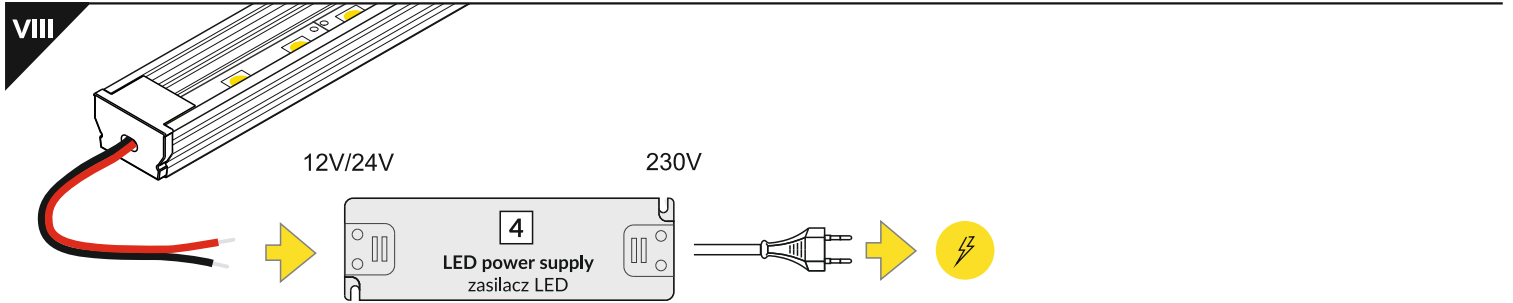
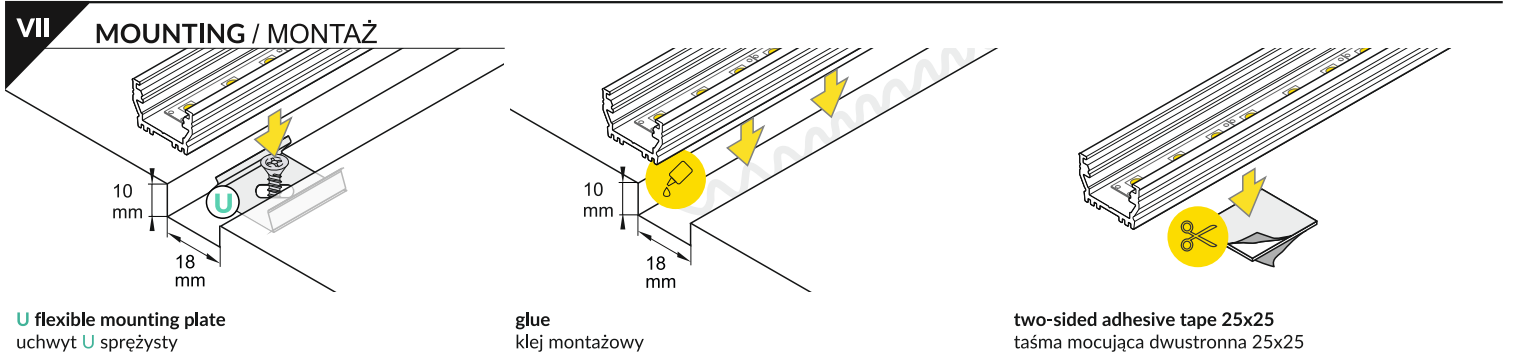
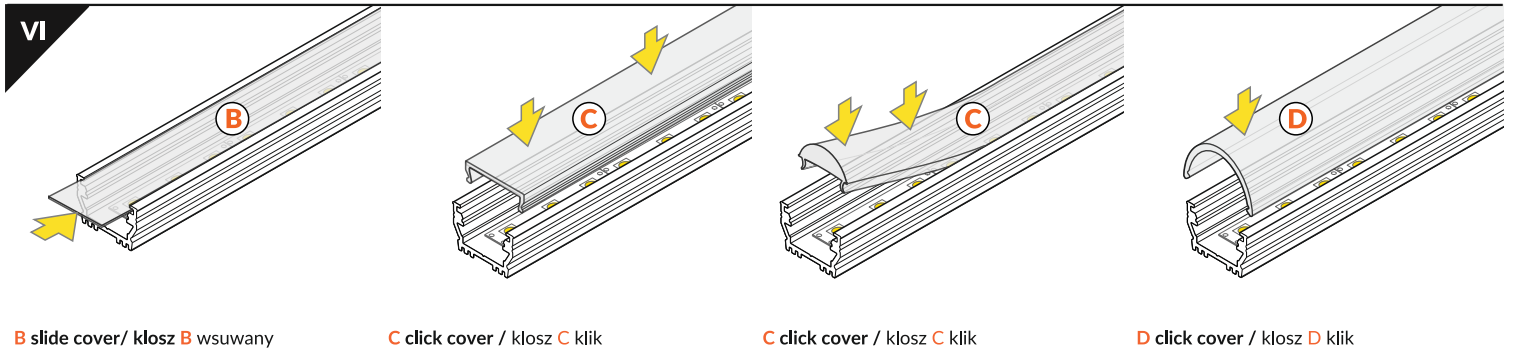


Note! Ending 2 decreases the length of the B, C covers -
Uwaga! Zaślepka 2 zmniejsza długość kloszy B, C - **B** -2 x 6,2 mm; **C** -2 x 8 mm.



Dimensions of the space to install LED source. / Wymiary przestrzeni do zamontowania źródła LED.





ACCESSORIES / AKCESORIA

- power switches
- controller + remote
- movement sensors
-
- włączniki
- sterownik + pilot
- czujniki ruchu

Check the rest - TOPMET catalogue or www.topmet.co.uk
Zobacz więcej - katalog TOPMET lub www.topmet.pl